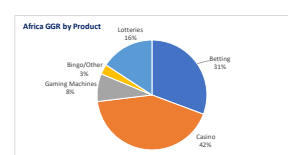
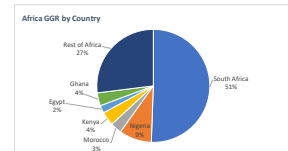
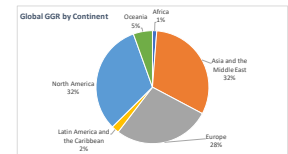
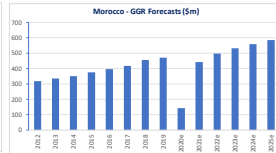
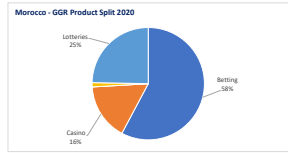
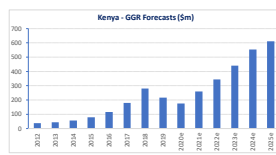
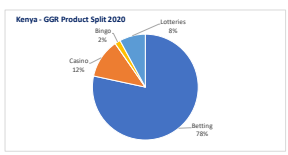
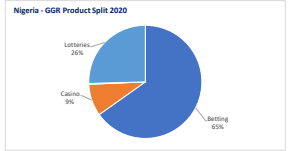
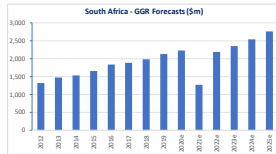
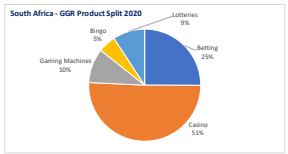


| Africa GGR 2020e (\$bn) | % of Global GGR 2020e | Africa 6-Yr GGR CAGR (2013-19) | Global 6-Yr GGR CAGR (2013-19) | Africa 6-Yr GGR CAGR (2019-25e) | Global 6-Yr GGR CAGR (2019-25e) | Africa GGR 2025e (\$bn) |
|-------------------------|-----------------------|--------------------------------|--------------------------------|---------------------------------|---------------------------------|-------------------------|
| 4.41                    | 1.2%                  | 8.6%                           | 2.2%                           | 5.7%                            | 2.5%                            | 7.21                    |

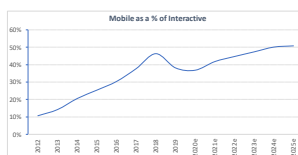
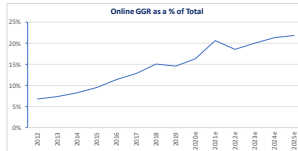
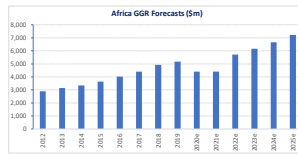
### 2020e GGR



### Key Countries



### Forecasting The Market To 2025



| GGR (\$bn) | % Online | Mobile as % Online |
|------------|----------|--------------------|
| 1.35       | 35%      | 46%                |

| GGR (\$bn) | % Online | Mobile as % Online |
|------------|----------|--------------------|
| 4.41       | 16%      | 37%                |

| GGR (\$bn) | % Online | Mobile as % Online |
|------------|----------|--------------------|
| 3.12       | 40%      | 57%                |

| GGR (\$bn) | % Online | Mobile as % Online |
|------------|----------|--------------------|
| 7.21       | 22%      | 51%                |

| Country      | GGR (\$m) |
|--------------|-----------|
| South Africa | 2,759     |
| Nigeria      | 979       |
| Morocco      | 585       |
| Kenya        | 611       |
| Ghana        | 436       |
| Egypt        | 359       |

Your Go To Gambling Market Advisors / Data Specialists